

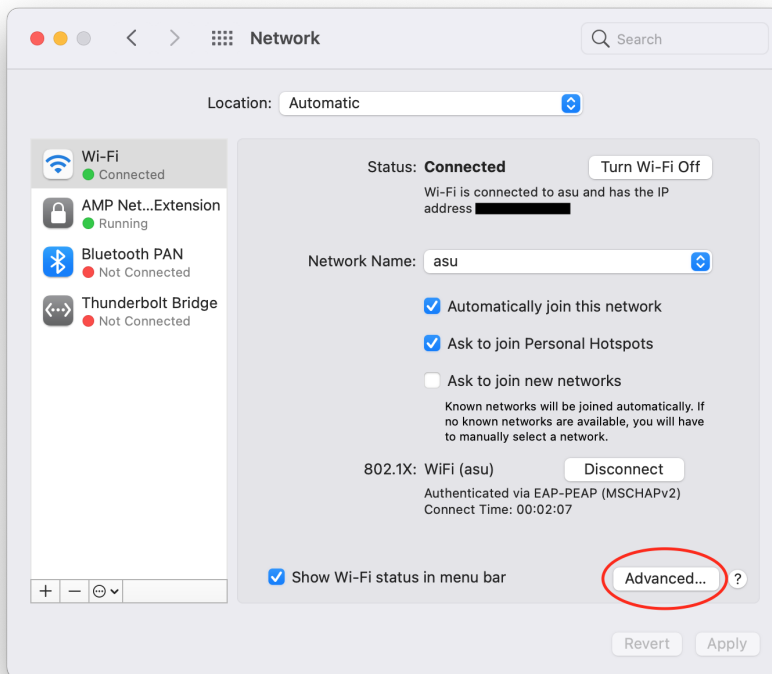
Fix ASU Wifi after Password Change on macOS


After you change your password using the Password Manager, your Mac will sometimes have trouble reconnecting to the ASU wireless network. This guide will walk you through how to fix the connection and setup asu wireless again.

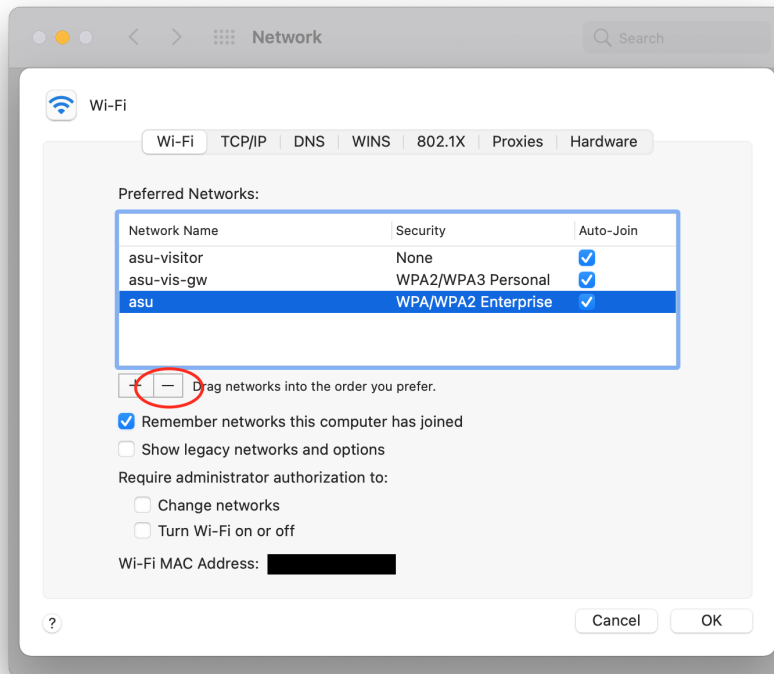
1. Click on the Wi-Fi icon in the top right menu bar and select "**Network Preferences...**"



2. Select Wi-Fi from the left column, then click "**Advanced...**"



3. In the Preferred Networks list, click on asu, then click the minus  button below. Click OK.



4. Click Apply and close the window.
5. Return to the Wi-Fi icon in the top right of the menu bar and select **asu** from the list of networks.
6. Enter your AppState credentials and click **Join**. You should now be successfully reconnected to the asu wireless network.



Related Articles

- [Apple](#)
- [ARM Architecture - macOS Update Notification Procedure](#)
- [Changing your Apple ID](#)
- [Different Login Windows on a Mac](#)
- [How Jamf Connect Syncs Your Mac Password After a Password Change](#)
- [How to Add an App State Printer on a Mac](#)
- [How to Configure ASU Wireless on macOS](#)

- How to find System Information on macOS
- How to Login to Jamf Connect
- How to Map a uStor Folder on macOS
- How to Set a Black and White Printing Default on a Mac
- How to Sync the Login Keychain Password on Mac After a Password Change
- How to Update 3rd-Party Software on macOS
- How to Update Software on macOS
- How to Upgrade macOS
- How to use Privileges Application
- Mac Zero-Touch Setup Guide
- macOS Upgrade Notifications
- Nudge Notification for macOS
- Print Duplex/Double Sided on a Mac
- Requesting App Licenses for Managed Apple Devices
- Reset the Keychain using Self Service on macOS
- Saving a Document as a PDF on Mac
- Set Up a Mac to Print to a Sharp Multi Function Printer
- Setting up MountaineerApps in Apple Mail, Contacts & Calendars on Mac OS 10.11
- Types of Updates on macOS
- Updating AppStore Applications in Self Service on Mac
- Using Self Service on a Mac
- What is FileVault
- What is Jamf Connect
- Windows and macOS System Updates and Patches

[Search Knowledge Base](#)

[Submit a Service Request](#)

We value your feedback! Click [HERE](#) to suggest updates to an existing article, request a new article, or submit an idea.