

How to Set Default Apps in Windows 10

Information referenced from: <https://support.microsoft.com/en-us/help/4028161/windows-10-change-default-programs>

A default app is a program that you have installed on Windows 10 that is used to open certain file types or complete certain tasks.

Sometimes Windows can reset default apps when applying updates or when other applications are out of date.

To update or view Windows default programs:

1. On the **Start** menu, select **Settings > Apps > Default apps**.
2. Select which default you want to set, and then choose the app. Apps need to be installed before you can set them as the default.
3. Select **Choose default apps by file type** if you want to make specific file types open with a dedicated application. (for example .pdf can be set to open in Adobe Acrobat Pro, or .jpg can be set to open in Photoshop) To temporarily open a file with another application, right click on the saved file, and select **Open with** and choose your application.

Home

Find a setting

Apps

Apps & features

Default apps

Offline maps

Apps for websites

Video playback

Default apps

Maps



Music player

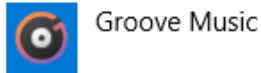
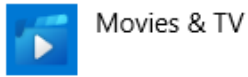


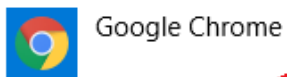
Photo viewer



Video player



Web browser



Reset to the Microsoft recommended defaults

Reset

[Choose default apps by file type](#)

[Choose default apps by protocol](#)

[Set defaults by app](#)



Related Articles

- [EXTERNAL Email Tagging FAQ](#)
- [FileShare](#)
- [How to Clear Browser Cache and History](#)

- [How to Install Office 365](#)
- [How to Map a Drive/uStor folder \(M:\) for Windows 10](#)
- [How to Map a uStor Folder on macOS](#)
- [How to Reactivate Duo Mobile on a New Phone](#)
- [How to Register a Computer on ASU's Network with an Ethernet\(Wired\) Connection.](#)
- [How to Register a Gaming System and/or Smart TV on Appalachian State University's Network](#)
- [How to Set Default Apps in Windows 10](#)
- [How to Share the Inbox of a Generic Email Account to other Appstate Accounts.](#)
- [How to Sync the Login Keychain Password on Mac After a Password Change](#)
- [How to Update my Appstate Password](#)
- [I can't see my grades in AsULearn.](#)
- [I cannot log into University Computers](#)
- [Navigating AsULearn](#)
- [Retirees - Transferring Personal Gmail Data on Mac](#)
- [Retirees - Transferring Personal Gmail Data on Windows](#)
- [Wireless Connection Guide](#)

[Search Knowledge Base](#)

[Submit a Service Request](#)