

# macOS Upgrade Notifications

Appalachian State University's IT currently follows the model of supporting the latest released version of macOS (following an internal testing period) and one version previous.

The currently supported operating system versions are:

- macOS 12 (Monterey)
- macOS 11 (Big Sur)

In January 2021, ITS began notifying users of their available eligibility for macOS upgrades in an effort to ensure system security. The message you see will depend upon how many versions back from our recommended version of macOS you are currently running and what your Mac is eligible to run. See the different types of notifications you may receive below. If you have not received a notification but want to upgrade, follow the steps to [How to Upgrade macOS](#).



## WARNING:

*Upgrades, while generally very safe, do run minimal risk of data loss. Please ensure your data is backed up to another location before initiating any upgrade. One of our Desktop Support Specialists will be happy to assist with this process. Please visit [tech.appstate.edu](http://tech.appstate.edu) and submit a request for [Computer Support](#).*

## Device Running Currently Recommended MacOS Version

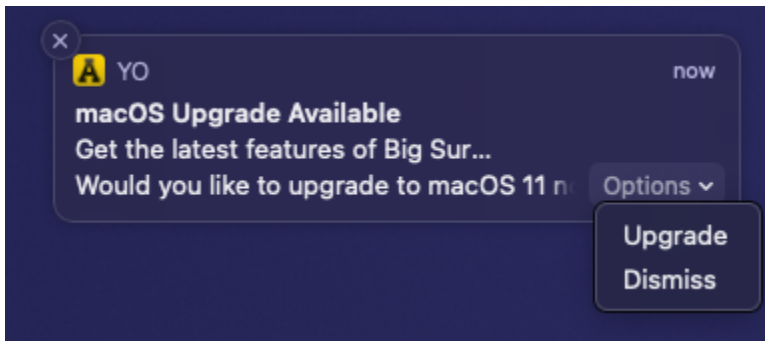
Congratulations! If your Mac is running the currently recommended version of macOS, you should not receive notifications to upgrade your OS. However, please still be diligent about installing any [necessary updates](#) as they become available.

## Mac Running a Supported Version of macOS (Eligible for Currently Recommended Version)

If your Mac is running one version behind our recommended version, you will see the following notification **once per month**. To upgrade, click the "Upgrade" button or through [Self Service](#) at your earliest convenience. After pressing the **Upgrade** button on the notification, Self Service will open to the upgrade screen. Before proceeding, read the description which will detail any requirements or recommendations.



If you have already closed the notification prompt for the available upgrade you can upgrade at any time by following [How to Upgrade macOS](#).

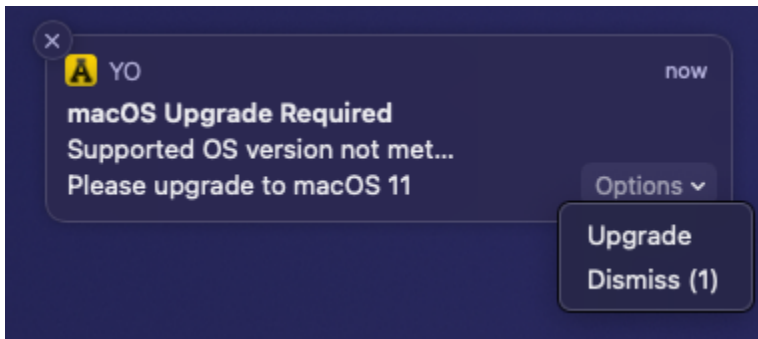


## Mac Running an Unsupported Version of macOS (Eligible for Currently Recommended Version)

If your Mac is running a supported version but is eligible to run the currently recommended version, you will see the following notification **once per week**. To upgrade, click the "Upgrade" button or through [Self Service](#) at your earliest convenience. After pressing the **Upgrade** button on the notification, Self Service will open to the upgrade screen. Before proceeding, read the description which will detail any requirements or recommendations.



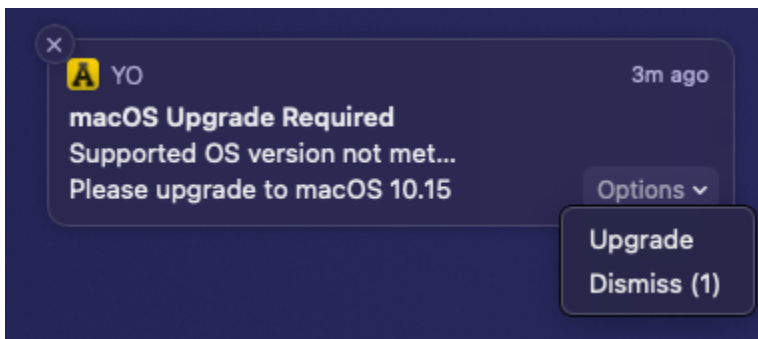
If you have already closed the notification prompt for the available upgrade you can upgrade at any time by following [How to Upgrade macOS](#).



## Mac Running an Unsupported Version of macOS (Eligible for a Supported Version)

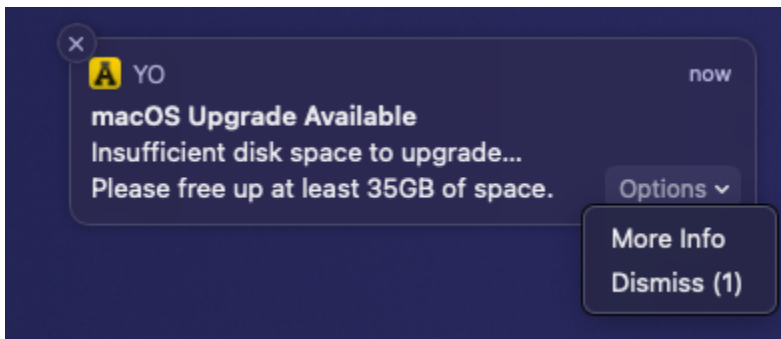
If your Mac is running an unsupported version but is eligible to run a supported version, you will see the following notification **once per week**. To upgrade, click the "Upgrade" button or through [Self Service](#) at your earliest convenience. After pressing the **Upgrade** button on the notification, Self Service will open to the upgrade screen. Before proceeding, read the description which will detail any requirements or recommendations.

 If you have already closed the notification prompt for the available upgrade you can upgrade at any time by following [How to Upgrade macOS](#).



## Insufficient Space to upgrade macOS (macOS 12 = 26GB, macOS 11 = 35GB)

If your Mac meets one of the available upgrade options and your Mac does not have enough free disk space to upgrade you will see the notification below. You can free up space by following the [guidance at Apple Support](#) or one of our Desktop Support Specialists will be happy to assist with this process. Please visit [tech.appstate.edu](http://tech.appstate.edu) and submit a request for [Computer Support](#). Once you have freed up disk space you can find the available upgrade in [Self Service](#).



## Mac Running an Unsupported Version of macOS (Not Eligible for a Supported Version)

If your Mac is running two or more versions behind our recommended version, and your Mac **is not** eligible to run the latest recommended operating system version, your Mac has reached "End-of-Life" and should be replaced at the earliest opportunity. Please see one of our Desktop Support Specialists who will be happy to assist with this process. Please visit [tech.appstate.edu](http://tech.appstate.edu) and submit a request for [Computer Support](#).

Related Articles

- [Changing your Apple ID](#)
- [Fix ASU Wifi after Password Change on macOS](#)
- [How Jamf Connect Syncs Your Mac Password After a Password Change](#)
- [How to Configure ASU Wireless on macOS](#)
- [How to find System Information on macOS](#)
- [How to Map a uStor Folder on macOS](#)
- [How to Set a Black and White Printing Default on a Mac](#)
- [How to Sync the Login Keychain Password on Mac After a Password Change](#)
- [How to Update Software on macOS](#)
- [How to Upgrade macOS](#)
- [Obtain Licenses of Apps from the App Store for Deployment](#)
- [Print Duplex/Double Sided on a Mac](#)
- [Reset the Keychain using Self Service on macOS](#)
- [Saving a Document as a PDF on Mac](#)
- [Set Up a Mac to Print to a Sharp Multi Function Printer](#)
- [Setting up MountaineerApps in Apple Mail, Contacts & Calendars on Mac OS 10.11](#)
- [Types of Updates on macOS](#)
- [Updating AppStore Applications in Self Service on Mac](#)
- [Using Self Service on a Mac](#)
- [Windows and macOS System Updates and Patches](#)

[Search Knowledge Base](#)

[Submit a Service Request](#)

**We value your feedback! Click [HERE](#) to suggest updates to an existing article, request a new article, or submit an idea.**