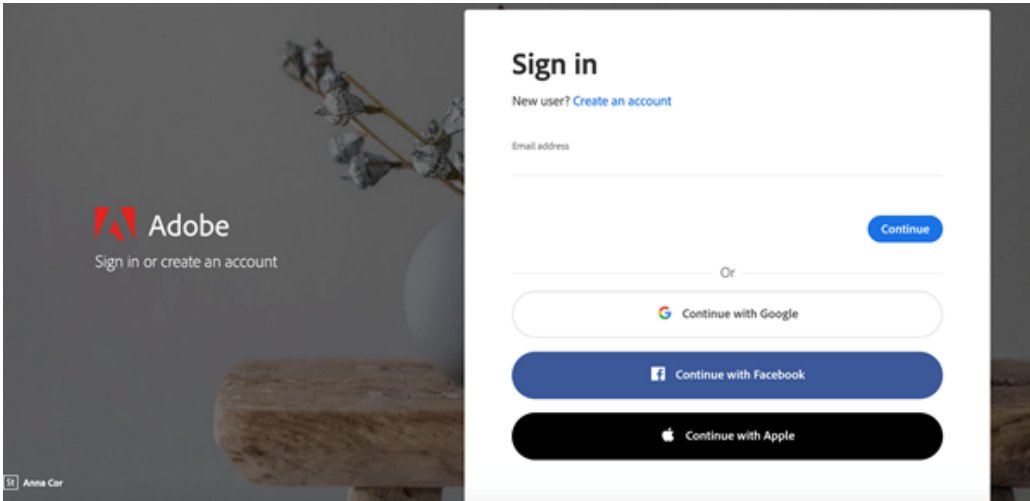


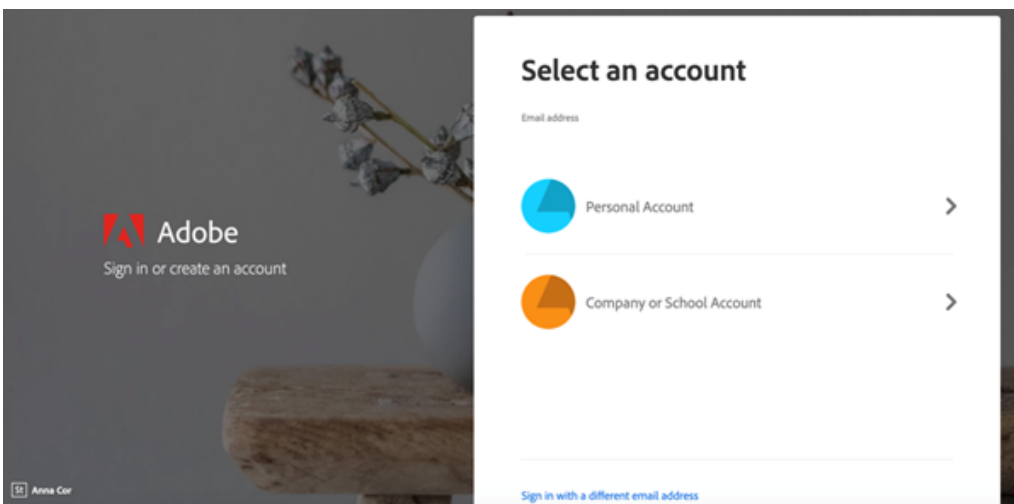
# Adobe Creative Cloud on a personally-owned computer

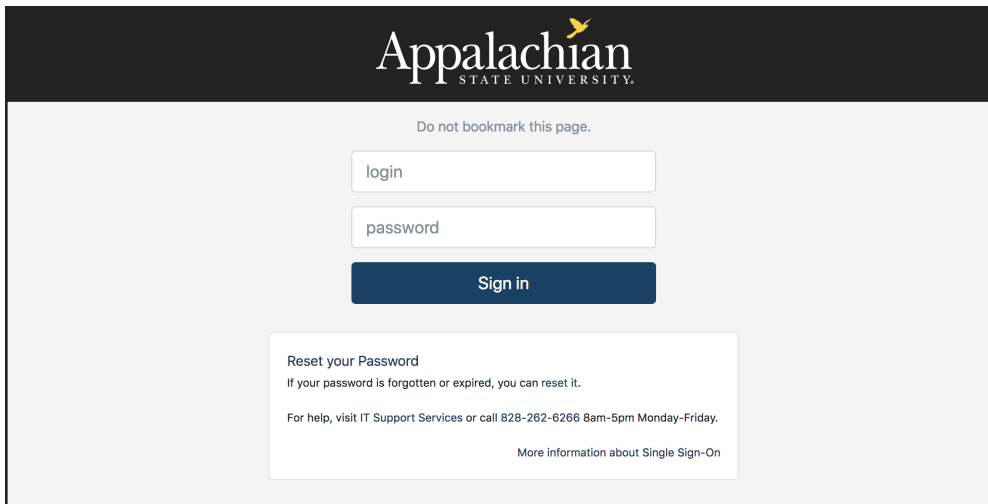
For faculty, staff and students who are provisioned to use Adobe Creative Cloud, please follow the instructions below to enable access to Creative Cloud Desktop Apps on your personal devices. (To request a license to use Adobe Creative Cloud see: [Adobe Creative Cloud Request](#))

1. Visit <https://creativecloud.adobe.com> to download and install the Creative Cloud App.
2. Open the Creative Cloud App and enter your Appstate email address. NOTE: If you are already logged into your Appstate Gmail account, you can select Continue with Google

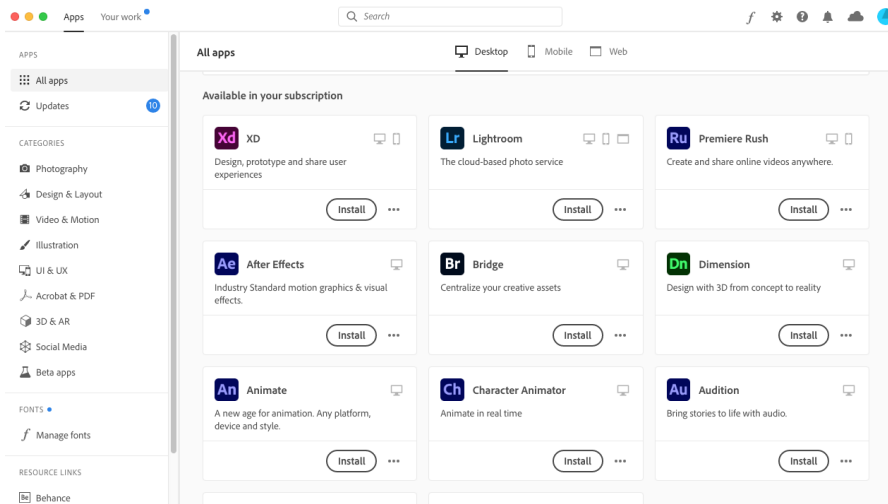


3. When prompted, select Company or School Account and then provide your credentials on the Appstate login screen.





4. From the Creative Cloud website, browse for and download your desired app. Click **Apps** on the top of the page to view all apps.



For more information on how to download or install apps, see [Download and Install Creative Cloud apps](#).

For Higher Education students to continue developing skills, Adobe offers free "Daily Creative Challenges". These are guided projects where participants receive creative prompts and connect with pros, mentors, and other students for feedback and support. Click on the app name to learn more: [Photoshop](#), [XD](#) and [Illustrator](#). Also, for inspiration and over-the-shoulder learning, watch pros share their creative process on Adobe Live daily at [www.behance.net/adobeline](http://www.behance.net/adobeline).

For faculty seeking to engage students during campus closures, Adobe has curated resources to help them discover inspiring projects, best practices, and new ideas so they can continue to drive valuable learning in virtual environments. For more information on Adobe's distance learning resources [please click here](#).

#### Related Articles

- [Access Online Windows Computer Labs from a Web Browser](#)
- [Accessing your VoIP phone off-campus with Cisco Jabber](#)
- [Acrobat Pro Trial Message](#)
- [Cannot log into Computer after password change.](#)

- [Google Chat](#)
- [How to connect to Online Mac Computer Labs](#)
- [How to login to Adobe Creative Cloud](#)
- [Installing the Adobe Creative Cloud Suite](#)
- [Junos Pulse \(Pulse Secure\) VPN Articles](#)
- [Remotely Connect to a Campus Computer](#)
- [Take Your Class Online](#)
- [Work from Home \(Telework\) Resources](#)

## **[Search Knowledge Base](#)**

## **[Submit a Service Request](#)**