

Gradebook: Visibility in AsULearn for students

By default, the gradebook is unavailable to students in AsULearn in order to allow faculty time to set it up properly. For faculty to make the AsULearn gradebook available to students, they should follow the steps listed below.

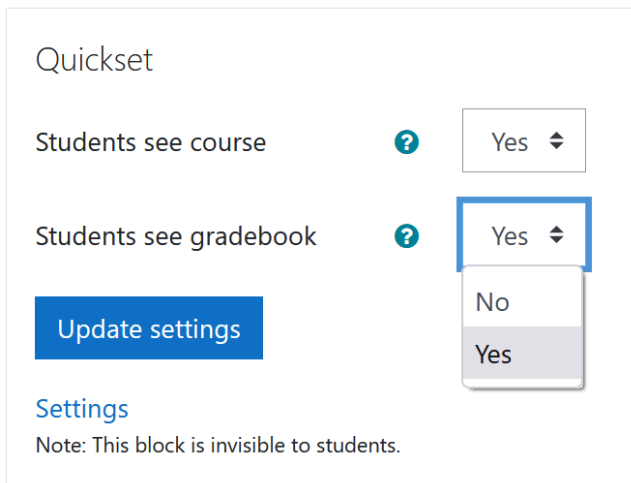
Info

There are two ways faculty can make the gradebook available to students in AsULearn.


- **Option 1:** Update the Quickset block setting
- **Option 2:** Go within the AsULearn site settings page to make changes.


Option 1: Quickset block

1. On the main course site page, look for the Quickset block in the right hand column.
2. Within the block, toggle the 'Students see gradebook' to Yes and click Update Settings.



Quickset

Students see course  Yes ▾

Students see gradebook  Yes ▾
No
Yes

[Update settings](#)

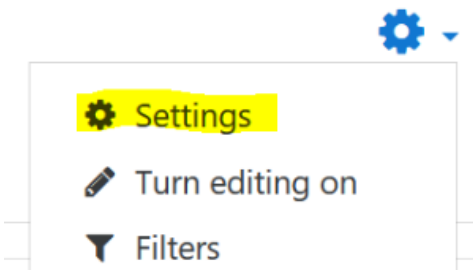
[Settings](#)

Note: This block is invisible to students.

Option 2: Site Settings Page

If you do not see a Quickset block, you can also make gradebook visibility changes within the site settings page.

1. From the main course page, click the **Settings** link under the **gear** icon (top right).



2. Scroll down to the section labeled **Appearance** and click the label to expand it.
3. Toggle the **Show gradebook to students** to **Yes**.

▼ Appearance

Force language

Do not force

Number of announcements



3

Show gradebook to students



Yes

4. Click **Save and display** at the bottom of the screen.

Related Articles

- [Assignment](#)
- [AsULearn Faculty Support](#)
- [Gradebook](#)
- [Gradebook: Export](#)
- [Gradebook: Import Grades](#)
- [Gradebook: Simple Weighted Mean of Grades](#)
- [Gradebook: Single View tab for Overrides](#)
- [Gradebook: Sum Points \(Natural\)](#)
- [Gradebook: Weighted Mean of Grades \(Percentages\)](#)

Search Knowledge Base

Submit a Service Request

We value your feedback! Click [HERE](#) to suggest updates to an existing article, request a new article, or submit an idea.