

Windows and macOS System Updates and Patches

Why is it important to install updates/patches?

Information Technology Services is committed to ensuring a secure computing environment. By proactively managing and patching all University-owned devices with appropriate security updates, we reduce the risk of data loss and compromise.

In addition to security, installing available Windows and Apple system updates gives you access to the newest features and operating system enhancements.

Why are we implementing the policy of required reboots?

A system reboot is required to successfully install most security patches. **Until the reboot occurs, the computer remains vulnerable** to attacks which the installed patch protects against.

ITS understands that a reboot is not always convenient. Users will be provided **seven days** to select the installation time of their choosing for deployed patches. After seven days, the reboot will occur automatically during non-business hours. Please make sure your work is always saved so nothing will be lost during a reboot.

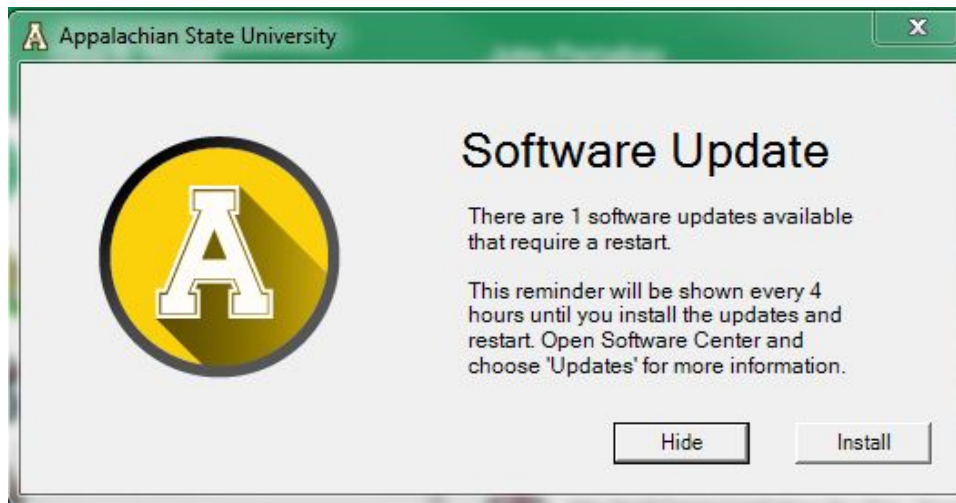
It is strongly recommended that users install the updates as soon as possible to ensure their University-owned device is protected and rebooting does not disrupt their work. (This policy does not apply to personally owned devices)

When will updates be applied and what should I look for?

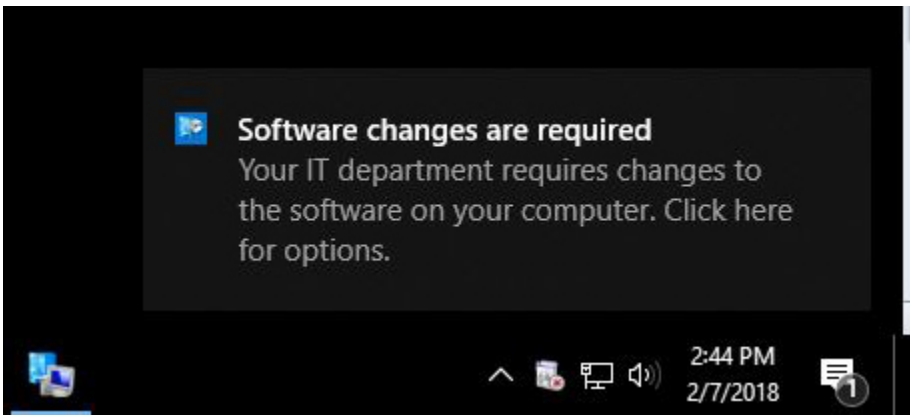
- 1.) Updates are evaluated, tested and packaged by ITS staff before they are distributed to campus computers. ITS will **always announce patches** that require a reboot on our support website: support.appstate.edu Please refer to this site if you have any questions about what is being installed.
- 2.) Updates will be delivered in a similar manner each time. When updates are available, a notification will appear. The message will continue to appear daily until the updates are installed. Please take a moment to become familiar with the process by reviewing the screenshots linked to your operating system below.

Windows

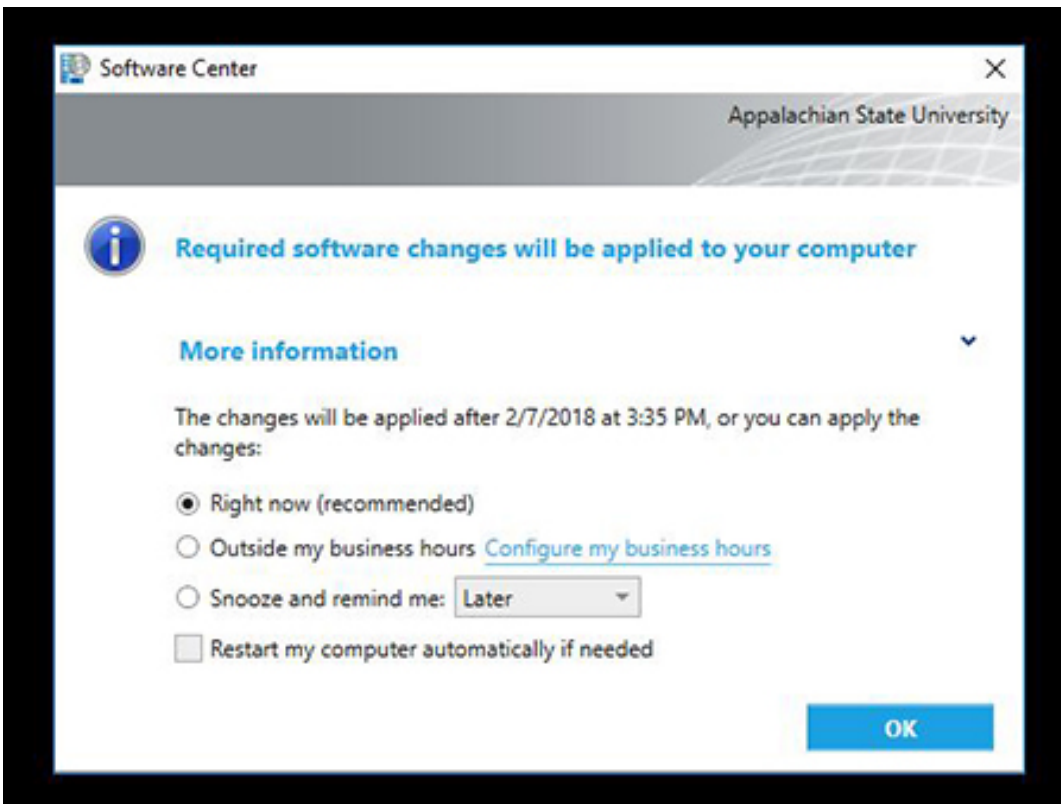
Windows 7 and 10 updates will present with a customized Appstate Software Update screen 7 days prior to the required installation. You can elect to hide the reminder or install updates immediately. The Software Update screen will offer a daily reminder until the required reboot date is reached.



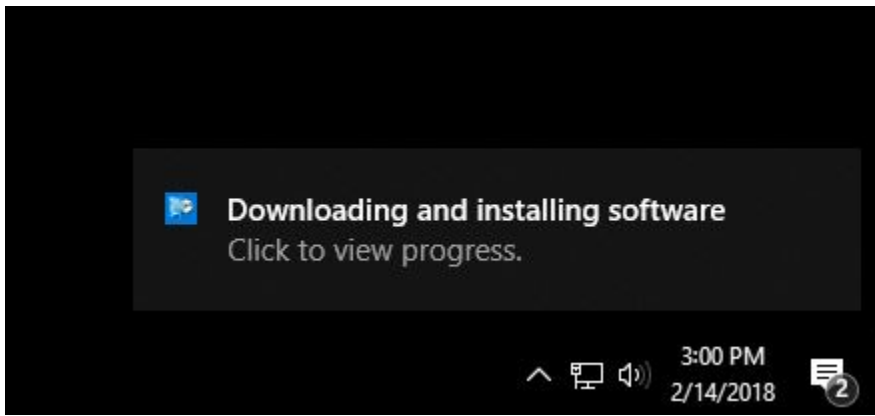
Windows Updates can also be accessed from the Action Center on the far right corner of Windows if you want to manually start the installation.



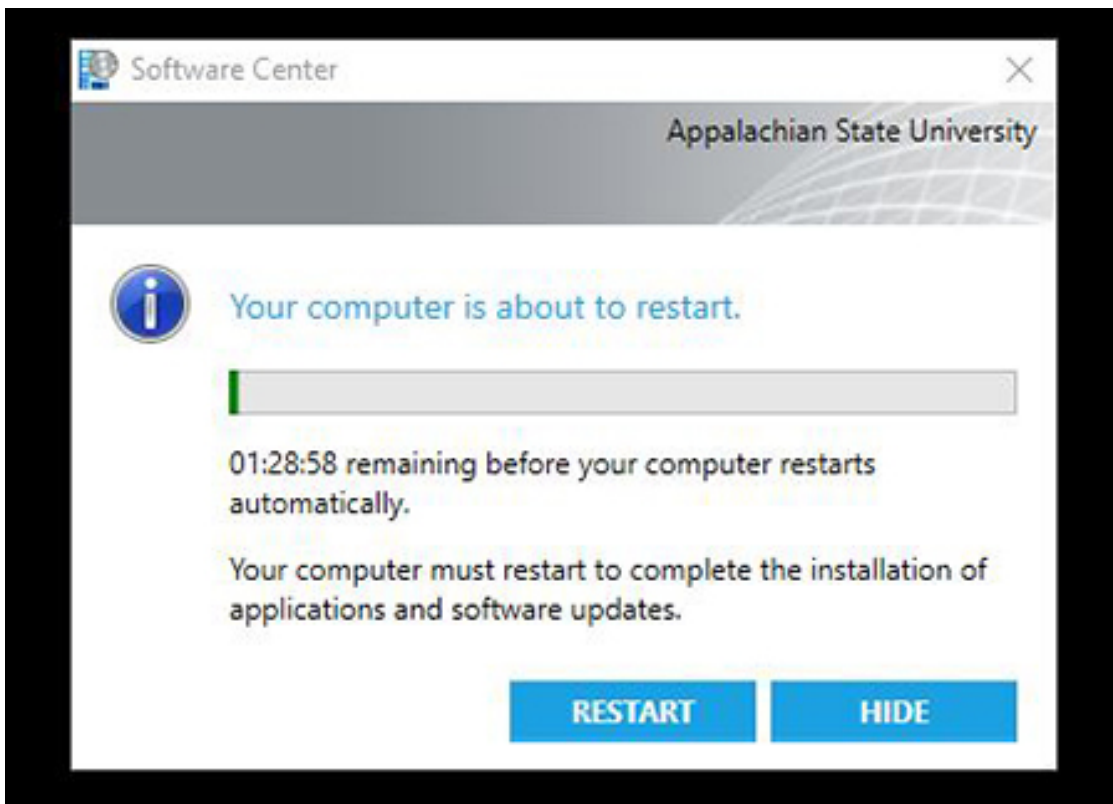
If you are ready to install the updates now you can click on the alert notification and select **Right now**. If you need more time before the updates are installed click the X and you will be reminded again in four hours.



If updates are continually postponed and the 7 day deadline is reached, the updates will begin installing automatically with the following notification.



After updates have installed, the following notification will display a 90 minute countdown before the computer restarts.




Once the countdown reaches 15 minutes, the restart notification widow cannot be hidden ensuring that final arrangements are made for unsaved work.

Apple macOS

On a University-managed Mac, your Mac will check for Apple software updates daily. The following scenarios could occur:


1. If there are updates but no restart is required, the updates are installed and you will not be notified.
2. If there are updates and a restart is required but a user is not logged in, your Mac will restart immediately with no notification.
3. If there are updates and a restart is required while a user is logged in, you will receive the following notification in the upper right corner or in Notification Center:

 Restart Required Deadline: 03/01/2018 at 04:38 PM Mandatory updates require a restart.	Dismiss
	Restart

Once an update has required a restart, there will be a deadline of 7 days before the restart will be required. We recommend installing this as soon as you have time to prevent interference during University business. You will get a notification every day until the deadline expires.

After the 7 day deadline has passed, the following notification will display with a 15 minute countdown.

Appalachian State University



The deadline for installing the mandatory software updates has passed. We are now counting down until your computer automatically restarts. Please save anything you are working on and quit any open Applications.

Please make selection in 00:14:41

Restart Now

Related Articles

- [AppState Network Speed Test](#)
- [Delete a Computer Registration](#)
- [How to Register a Computer on ASU's Network with an Ethernet\(Wired\) Connection.](#)
- [How to Register a Gaming System and/or Smart TV on Appalachian State University's Network](#)
- [Program a digital TV to receive all University channels](#)
- [Wireless Connection Guide](#)

[Search Knowledge Base](#)

[Submit a Service Request](#)

We value your feedback! Click [HERE](#) to suggest updates to an existing article, request a new article, or submit an idea.