
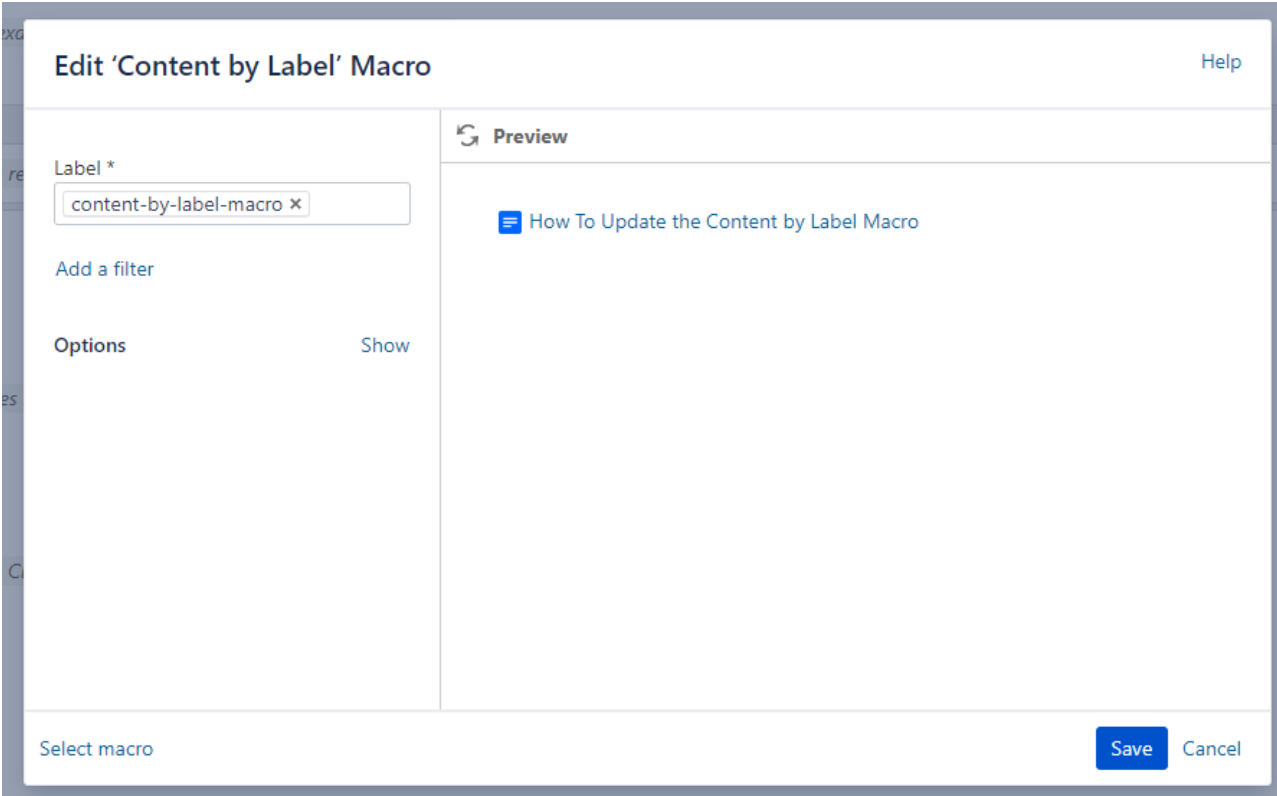


# How To Update Related Articles (Content by Label Macro)

 Detailed Documentation on how to update the Content by Label Macro can be found [here](#).

## Step-by-step guide

1. Click on the Content by Label Macro and choose Edit
2. Add the label of the related articles you want listed into the Label Box
3. Remove the "Content-by-label" label from the Label Box by clicking on the x
4. Click Save



**Edit 'Content by Label' Macro** Help


Label \*

content-by-label-macro x

Add a filter

Options Show

Preview

 How To Update the Content by Label Macro

Select macro Save Cancel

## Related Articles

- [Confluence](#)
- [Confluence Errors with Scaffolding and Comala Workflows](#)
- [Confluence Tutorial](#)
- [Create a Page in Confluence](#)
- [Create a Space in Confluence](#)
- [Disable Autowatch in Confluence](#)
- [Edit Permissions on a Confluence Page](#)
- [How to create a knowledge base article for the Appalachian Technology Knowledge Base](#)
- [Make a Confluence Space or Page\(s\) public](#)
- [Use the Confluence Add-On Comala Workflow](#)
- [Use the Confluence Add-On Hide Elements](#)
- [Use the Confluence Add-On Scaffolding Forms & Templates](#)

## Search Knowledge Base

**Submit a Service Request**

We value your feedback! Click [HERE](#) to suggest updates to an existing article, request a new article, or submit an idea.