

Gradebook: Sum Points (Natural)

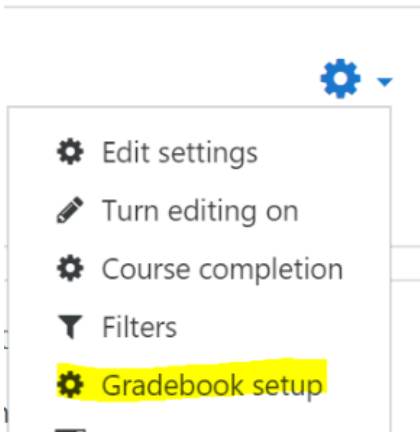
The **Natural** aggregation method (sum of points) adds all the values of the various graded items together. It works best for people who work on a point system to determine final grades.

Info

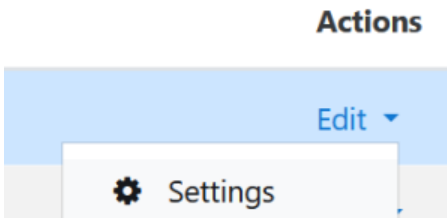
By default, Natural weighting produces a **sum** of the grades. The **Weights** column displays the relative weights of the items as percentages, based on each item's points. Using natural aggregation also makes it easier to flag grade items as extra credit, if that option is needed.

Step-by-step guide

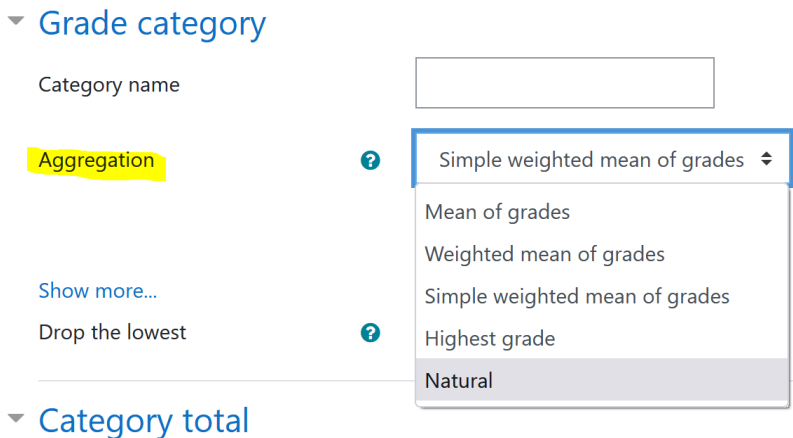
1. From the main course page, select **Gradebook setup** from the **gear** icon.



2. Once on the Gradebook setup page, click the **Edit > Settings** link at the top.



3. Toggle the **Aggregation** type to **Natural**.

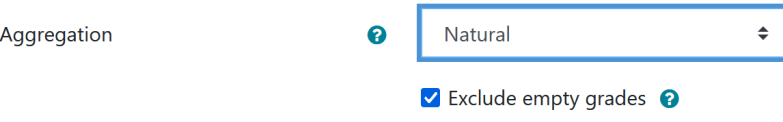




4. Click **Save changes** at the bottom of the screen.


Exclude empty grades

Empty Grades simply indicates that a grade has not been entered in the gradebook. It may be empty because a student has not made a submission or that the teacher has not yet graded the item. Empty grades display as dashes in the Grader Report; they are different than scores of zero. Zeros are calculated, but dashes (empty grades) count towards the overall grade depending on what the teacher in the site has selected.

By clicking **Exclude Empty Grades**, the teacher is displaying a total that only reflects only the graded items in the course, and the overall grade does not include ungraded items.



Aggregation  Natural 

Exclude empty grades 

Extra Credit

To set a grade item or assignment to extra credit follow these steps:

- Open the Gradebook: click the **hamburger** icon (top left) to open the menu and click **Grades**
- Click on the **Setup** tab in Gradebook setup.
- Find the grade item or assignment you would like to set as extra credit.
- Click on the **Edit** link out to the right of the item.
- Select the **Edit settings** option.
- Under Weight check the box for **Extra Credit**.
- **Save changes**.
- Once designated as Extra Credit the item total will display a "+" to the right of the number.

Instructors can override grade items' default weights and enter alternate weights by selecting the box next to any of the weights.

The natural weighting method is flexible and can be applied in different ways to produce different results. People who utilize sum or percentage grading could take advantage of this aggregation method. Flexibility can also sometimes create confusion, so if you have questions about gradebook setup, we encourage you to contact your [college consultant](#).

Related Articles

- [Assignment](#)
- [AsULearn Faculty Support](#)
- [Gradebook](#)
- [Gradebook: Export](#)
- [Gradebook: Import Grades](#)
- [Gradebook: Simple Weighted Mean of Grades](#)
- [Gradebook: Single View tab for Overrides](#)
- [Gradebook: Visibility in AsULearn for students](#)
- [Gradebook: Weighted Mean of Grades \(Percentages\)](#)

[Search Knowledge Base](#)

[Submit a Service Request](#)

We value your feedback! Click [HERE](#) to suggest updates to an existing article, request a new article, or submit an idea.