

How to Map a uStor Folder on macOS

uStor is a network-based file storage solution for saving App State files off your computer. You will often hear this referred to the M drive or P drive by Windows users.

This guide will show you how to access the server directly on your Mac and create a uStor alias for easier access.

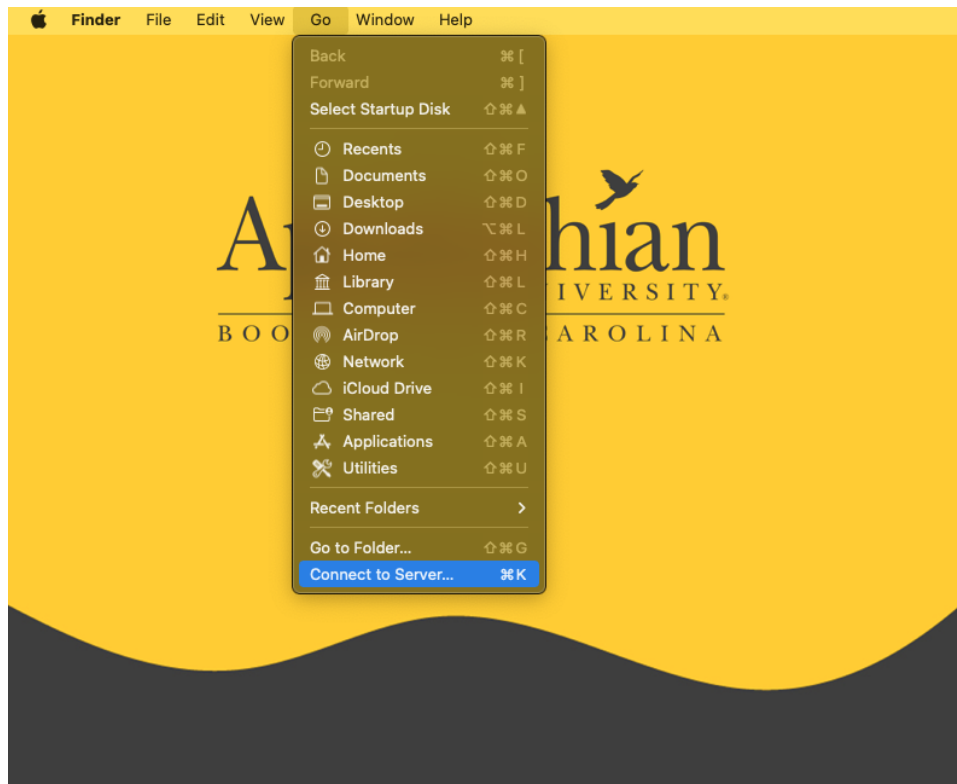


Note:

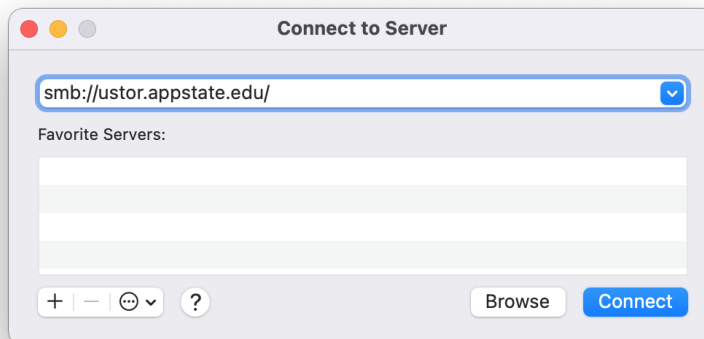
You must be connected to VPN in order to use uStor when not connected to the asu network. More information is available in our article on [Work /Teach/Learn From Home](#).

Step-by-step guide

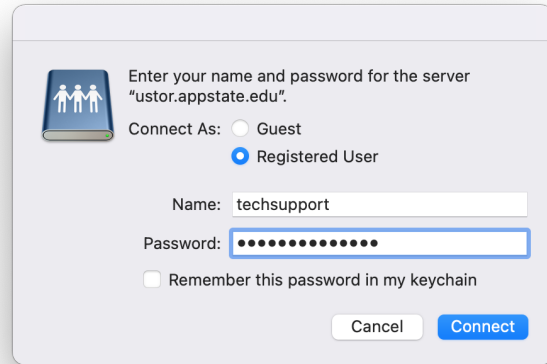
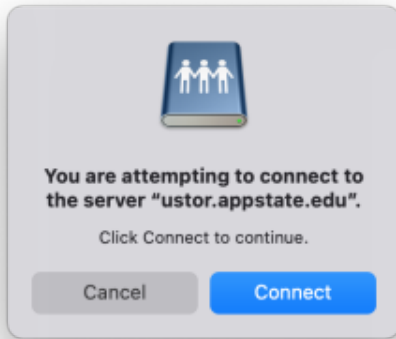
1. In the Finder Menu Bar, click on **Go**, then "**Connect to Server...**"



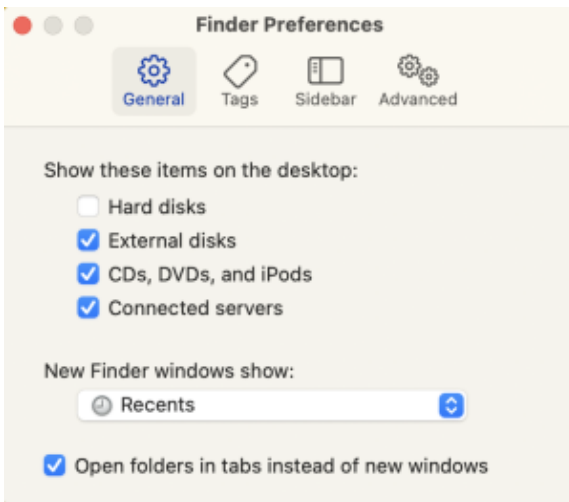
2. In the **Server Address** field, type the path to the uStor directory: `smb://ustor.appstate.edu`



3. Click Connect and login with your AppState credentials.



4. This will mount the uStor folder on the desktop.
5. Click Finder and go into Finder preferences. Ensure that Connected Servers is checked.



6. To create the shortcut to uStor on the Desktop, right-click or control-click on the mounted uStor Share icon from the desktop and select "**Make Alias**"



6. You will now have an alias of that uStor Share on your Desktop that won't go away when you eject it or disconnect from the network. Feel free to rename the alias to something suitable for you.

Related Articles

- [Apple](#)
- [ARM Architecture - macOS Update Notification Procedure](#)
- [Fix ASU Wifi after Password Change on macOS](#)
- [How Jamf Connect Syncs Your Mac Password After a Password Change](#)
- [How to Configure ASU Wireless on macOS](#)
- [How to find System Information on macOS](#)
- [How to Login to Jamf Connect](#)
- [How to Update 3rd-Party Software on macOS](#)
- [How to Update Software on macOS](#)
- [How to Upgrade macOS](#)
- [Mac Zero-Touch Setup Guide](#)
- [Nudge Notification for macOS](#)
- [Print Duplex/Double Sided on a Mac](#)
- [Requesting App Licenses for Managed Apple Devices](#)
- [Reset the Keychain using Self Service on macOS](#)
- [Save a File from Microsoft Word to a Google Shared Drive](#)
- [Saving a Document as a PDF on Mac](#)
- [Setting up Google Apps in Apple Mail, Contacts & Calendars on Mac OS 10.11](#)
- [Types of Updates on macOS](#)
- [Updating AppStore Applications in Self Service on Mac](#)
- [Using Self Service on a Mac](#)
- [What is FileVault](#)
- [What is Jamf Connect](#)
- [Windows and macOS System Updates and Patches](#)

[Search Knowledge Base](#)

[Submit a Service Request](#)

We value your feedback! Click [HERE](#) to suggest updates to an existing article, request a new article, or submit an idea.