

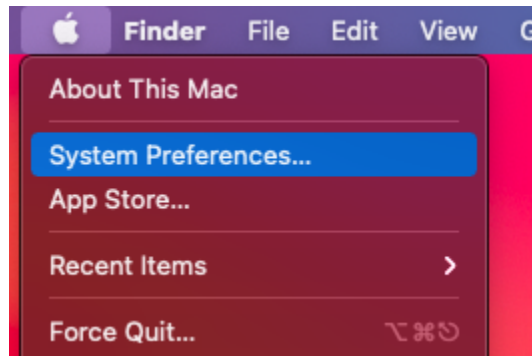
Remotely Connect to a Campus Computer from macOS into macOS

Instructions for connecting to a campus computer from an off-campus location when both computers have a macOS operating system.

 You must be connected with [AnyConnect](#) to make this connection

First, you must configure the campus computer to accept incoming connections:

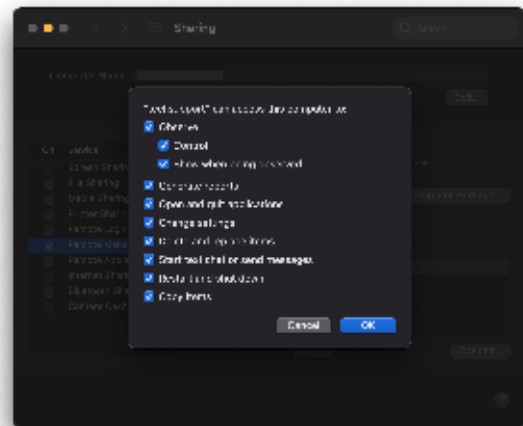
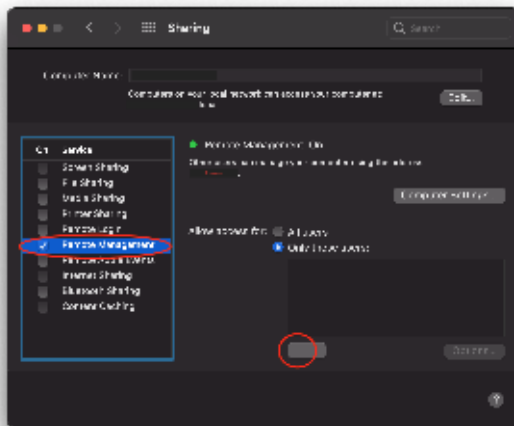
- In the top left, Click the **Apple** icon from the menu bar, and open **System Preferences** from the drop-down menu.



- Open **Sharing**.



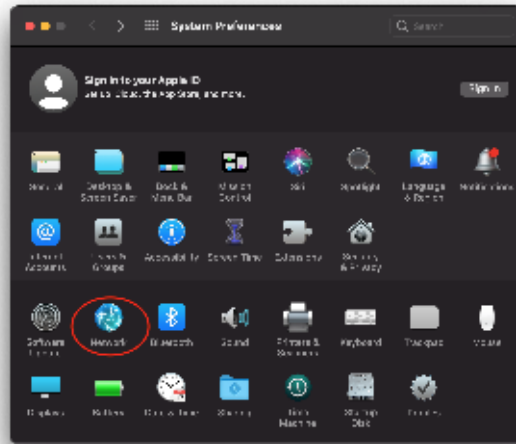
- Check the **Remote Management** box, and enable all of the options in the pop-up screen below:



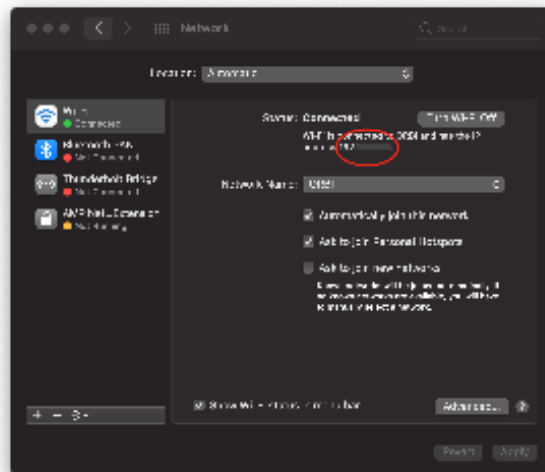
- Note the device's listed IP address. You will need this to establish the connection from the remote computer. Additionally, you can find the IP address of any macOS computer by following the steps below:

To find an IP address:

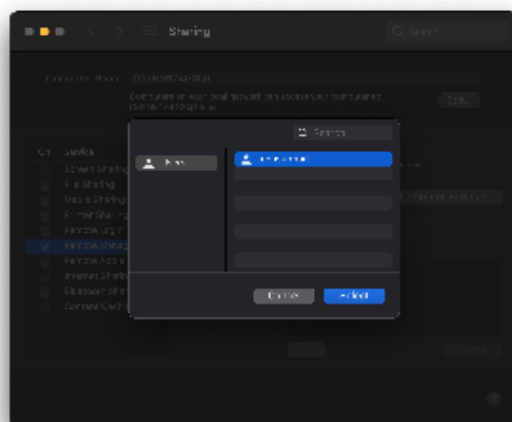
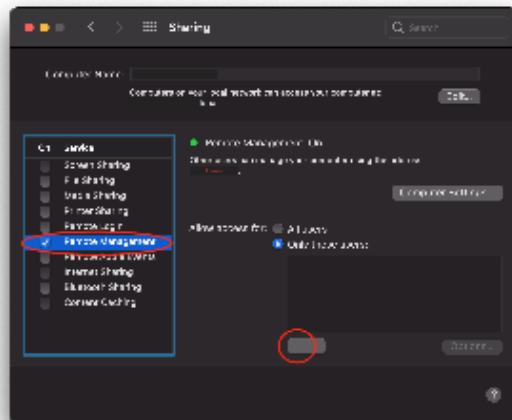
- Open System Preferences and click on "Network"



- The IP Address will be found here:




- After checking the **Remote Management** box, click the **Remote Management** tab:
 - select the radio button **Only these users** and press the + icon to add your username to the list

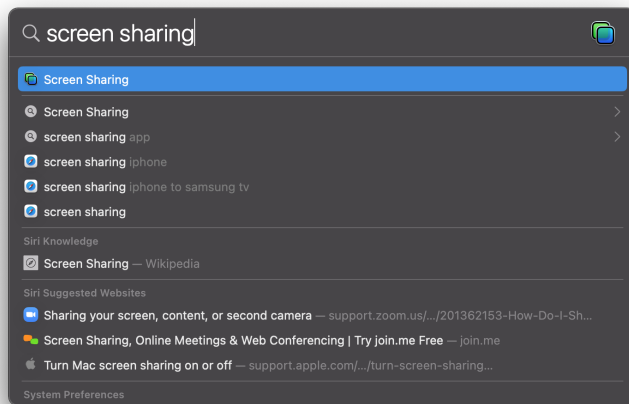


- In the permissions prompt, select all entries again.
- Click **Select**, and you have successfully configured your campus computer to accept incoming connections.

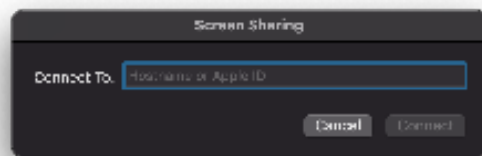
To connect to campus computer from off-campus:

 Make sure that you are either connected [AnyConnect](#) OR on a registered IP address on the asu network (asu-visitor will not work)

- Open **Spotlight** by holding down command + space bar, and search for **Screen Sharing**.



- Enter the IP address of the computer you wish to connect to.



- Click **Connect** and enter your AppState username and password.
- You should now be remotely connected.

Options

- [Remotely Connect to a Campus Computer from macOS into macOS](#)
- [Remotely Connect to a Campus Computer from macOS into Windows OS](#)
- [Remotely Connect to a Campus Computer from Windows OS into macOS](#)
- [Remotely Connect to a Campus Computer from Windows OS into Windows OS](#)

Search Knowledge Base

Submit a Service Request