

Creating Accessible Tables

Table markup


What to do

Tabular information should be presented in columns and rows so the relationships are recognizable. Column and row headers should be marked with the appropriate table elements, as opposed to just formatting them as bold or italic.

Why it matters


The use of table elements and column and row headings allows assistive technologies to present the two-dimensional relationships between data, even if it cannot be seen.

Examples

 **Better table markup**

Column Header 1	Column Header 2	Column Header 3
Value A1	Value A2	Value A3
Value B1	Value B2	Value B3

This table is used for tabular information showing the relationships between the data, not just to layout elements. The column headers are formatted as headings.

 **Poor table markup**

Column Header 1	Column Header 2	Column Header 2
Value A1	Value A2	Value A3
Value B1	Value B2	Value B3

The column headers in this table do not use heading markup but are just formatted with a bold font.

Table captions


What to do

Tables should have descriptive captions.

Why it matters

A descriptive caption is a table identifier, like a title or heading, and allows assistive technologies to navigate directly to the table.

Examples

 **Better table captions**

Accessible table

Column Header 1	Column Header 2	Column Header 3
Value A1	Value A2	Value A3
Value B1	Value B2	Value B3

Table caption: "Accessible table"



Poor table captions

Column Header 1	Column Header 2	Column Header 2
Value A1	Value A2	Value A3
Value B1	Value B2	Value B3

No table caption is used.

Related Articles

- [Accessibility](#)
- [Accessibility in AsULearn](#)
- [Accessibility Toolkit in AsULearn](#)
- [Brickfield Accessibility+ Toolkit](#)
- [Brickfield Accessibility+ Toolkit Block](#)
- [Brickfield Accessibility+ Toolkit Find Tools](#)
- [Brickfield Accessibility+ Toolkit Fix Link Text](#)
- [Brickfield Accessibility+ Toolkit Wizards](#)
- [Creating Accessible Forms](#)
- [Creating Accessible Links](#)
- [Creating Accessible Page Structure with Titles, Headings, and Lists](#)
- [Making Audio and Video Media Accessible](#)
- [Making Files Accessible](#)
- [Making Images Accessible](#)
- [Making Timed Content Accessible](#)
- [Using Color Accessibly](#)
- [Using Digital Signage Accessibly](#)
- [Using Web Applications Accessibly](#)

Search Knowledge Base

Submit a Service Request

We value your feedback! Click [HERE](#) to suggest updates to an existing article, request a new article, or submit an idea.