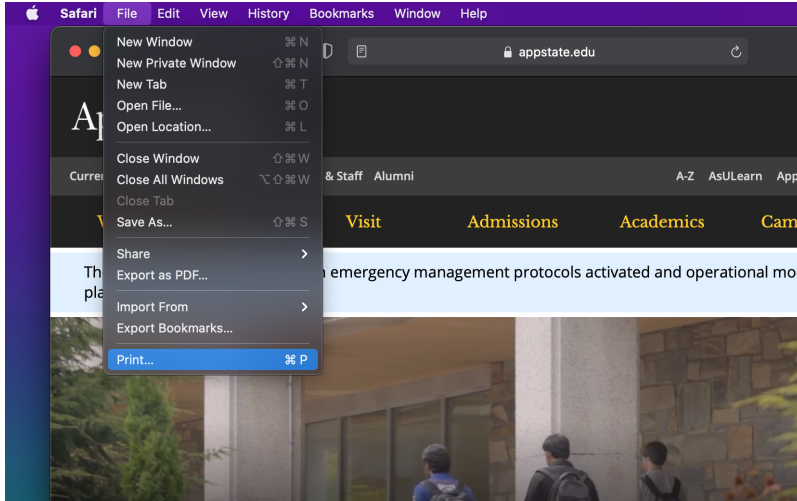


Saving a Document as a PDF on Mac

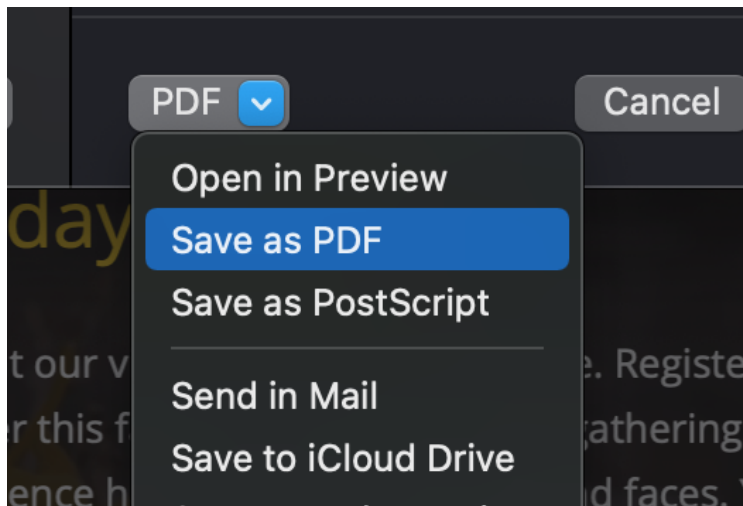
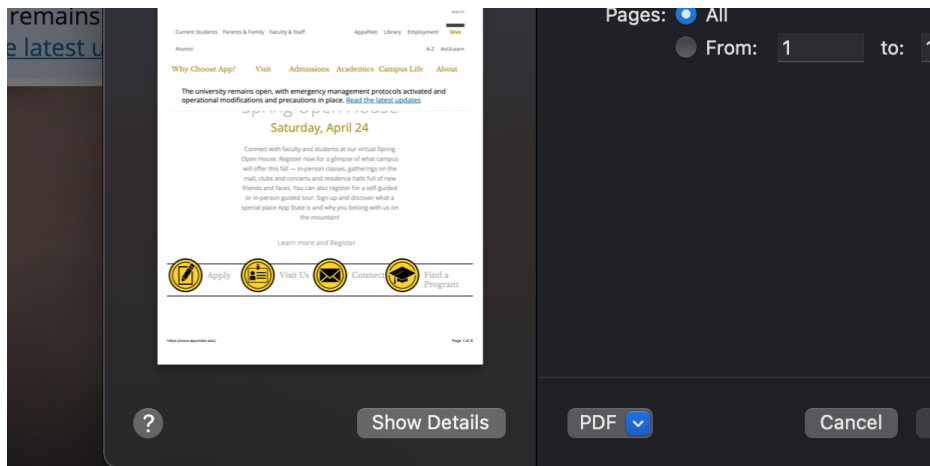
All Macs can create a PDF of anything that you want to print. You can use this feature to cut costs on paper and ink by keeping a digital PDF copy on your computer rather than printing a copy.

Step-by-step guide

1. First, open any document or webpage that you can print (in this example I am using Safari to print a webpage).
2. Click on **File** in the Menu Bar and then select "**Print...**" from the drop down options.



3. On the print dialogue box, click on the **PDF** button in the lower left corner. Then click "**Save as PDF...**"



Note:

You can change printer settings before you save to adjust how your PDF file will look. For instance, the number of pages, orientation, etc.

4. Choose a name and location to save the file and then click **Save**. You now have a PDF document that can be emailed, opened on almost any computer, and printed later.

Related Articles

- [Apple](#)
- [ARM Architecture - macOS Update Notification Procedure](#)
- [Fix ASU Wifi after Password Change on macOS](#)
- [How Jamf Connect Syncs Your Mac Password After a Password Change](#)
- [How to Configure ASU Wireless on macOS](#)
- [How to find System Information on macOS](#)
- [How to Login to Jamf Connect](#)
- [How to Map a uStor Folder on macOS](#)
- [How to Update 3rd-Party Software on macOS](#)
- [How to Update Software on macOS](#)
- [How to Upgrade macOS](#)
- [Mac Zero-Touch Setup Guide](#)
- [Nudge Notification for macOS](#)
- [Print Duplex/Double Sided on a Mac](#)
- [Requesting App Licenses for Managed Apple Devices](#)
- [Reset the Keychain using Self Service on macOS](#)
- [Save a File from Microsoft Word to a Google Shared Drive](#)
- [Setting up Google Apps in Apple Mail, Contacts & Calendars on Mac OS 10.11](#)

- [Types of Updates on macOS](#)
- [Updating AppStore Applications in Self Service on Mac](#)
- [Using Self Service on a Mac](#)
- [What is FileVault](#)
- [What is Jamf Connect](#)
- [Windows and macOS System Updates and Patches](#)

[Search Knowledge Base](#)

[Submit a Service Request](#)

We value your feedback! Click [HERE](#) to suggest updates to an existing article, request a new article, or submit an idea.