


How to Configure ASU Wireless on macOS

This guide shows you how to connect your University-owned Mac to the AppState secure wireless network called "asu".

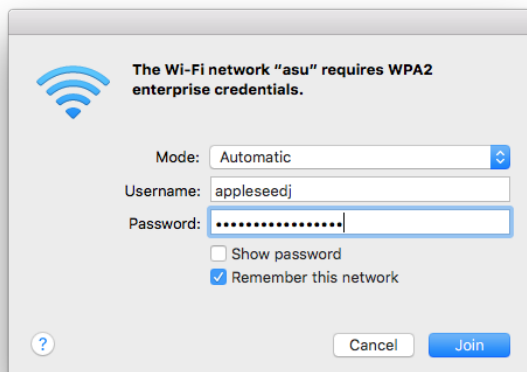
 This does not pertain to the network called "asu-secure".

1. Click on the Wi-Fi icon in the top right corner of the menu bar, and click on "asu" from the list of available networks.



 **Note:**
If you don't see the Wifi icon, you can find the Wifi Settings by clicking the Apple logo in the top left of the menu bar, opening "**System Preferences**" and clicking on "**Network**".

2. In the pop-up window, enter your App State credentials and then click "Join". You should now be connected to the "asu" network.



3. If this is your first time connecting this machine to the "asu" network, you will need to register this device. To do this, open a web browser and navigate to netreg.appstate.edu.

Netreg2 - Login
https://netreg2.appstate.edu

NetReg Network Support Services

Netreg Network Registration System

Welcome to the ASU Network Registration System.

Please login as an ASU User or UGuest:


ASU Login Name:

Password:

OR Please login as a Visitor to the ASU Network

Visitor Email Address

Logging in as a guest/visitor user indicates you have read and accepted the [Acceptable Use Policy](#).



- You must wait 15 minutes for registration to take effect and you may need to reboot your device.
- Students are allowed 4 device registrations and Faculty/Staff are allowed 5 registrations on the "asu" secure network.

Related Articles

- [Apple](#)
- [ARM Architecture - macOS Update Notification Procedure](#)
- [Fix ASU Wifi after Password Change on macOS](#)
- [How Jamf Connect Syncs Your Mac Password After a Password Change](#)
- [How to find System Information on macOS](#)
- [How to Login to Jamf Connect](#)
- [How to Map a uStor Folder on macOS](#)
- [How to Update 3rd-Party Software on macOS](#)
- [How to Update Software on macOS](#)
- [How to Upgrade macOS](#)
- [Mac Zero-Touch Setup Guide](#)
- [Nudge Notification for macOS](#)
- [Print Duplex/Double Sided on a Mac](#)
- [Requesting App Licenses for Managed Apple Devices](#)
- [Reset the Keychain using Self Service on macOS](#)
- [Save a File from Microsoft Word to a Google Shared Drive](#)
- [Saving a Document as a PDF on Mac](#)
- [Setting up Google Apps in Apple Mail, Contacts & Calendars on Mac OS 10.11](#)
- [Types of Updates on macOS](#)
- [Updating AppStore Applications in Self Service on Mac](#)
- [Using Self Service on a Mac](#)
- [What is FileVault](#)
- [What is Jamf Connect](#)
- [Windows and macOS System Updates and Patches](#)

Search Knowledge Base

Submit a Service Request

We value your feedback! Click [HERE](#) to suggest updates to an existing article, request a new article, or submit an idea.