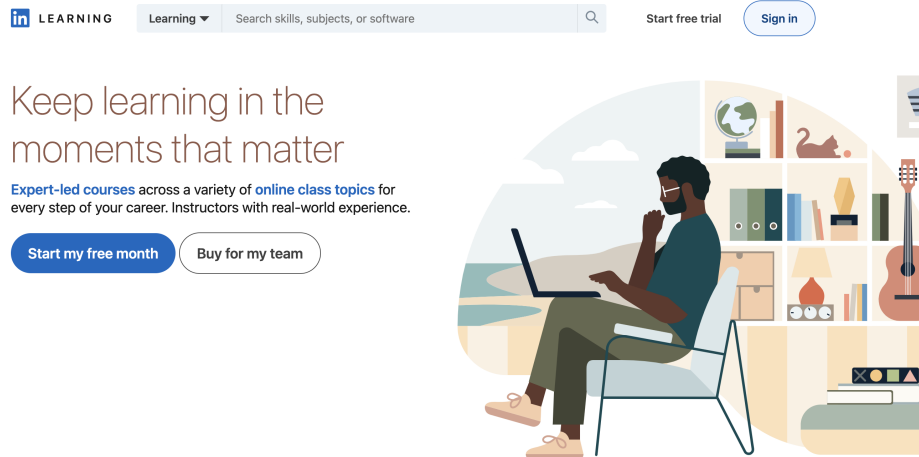


Sign-in to LinkedIn Learning

Once you have [activated an account](#), you can sign in to your account in **four** ways.

1. Access LinkedIn Learning through <https://www.linkedin.com/learning>
 - a. Click the Sign in button, in the top right corner of the page



- b. Enter your App State email address



Sign In

Sign in using the same email address you use for
LinkedIn.com or your organization email

Email

Continue

[Sign in with your library card](#)

New to LinkedIn? [Join now](#)

- c. Click the "Continue to Appalachian State University" button



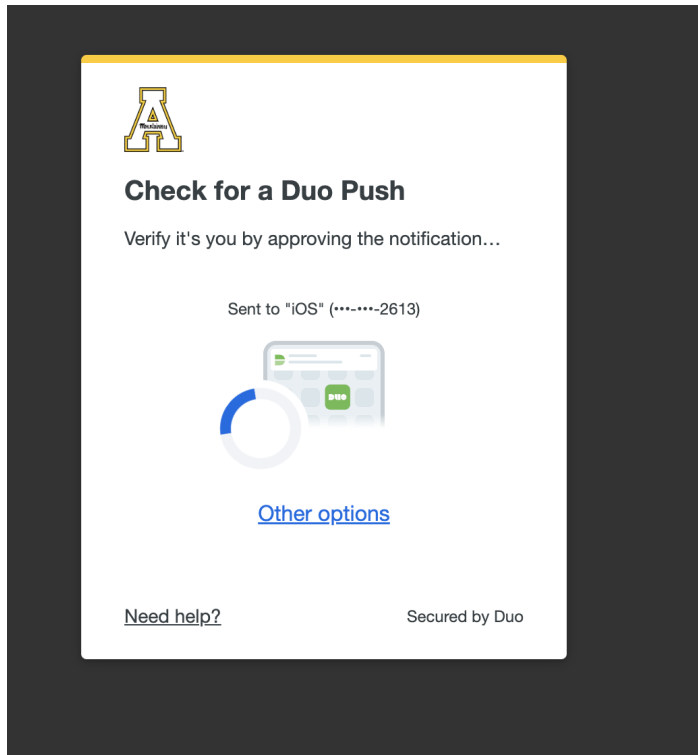
Continue to the Appalachian State
University LinkedIn Learning account

**Continue to Appalachian State
University**

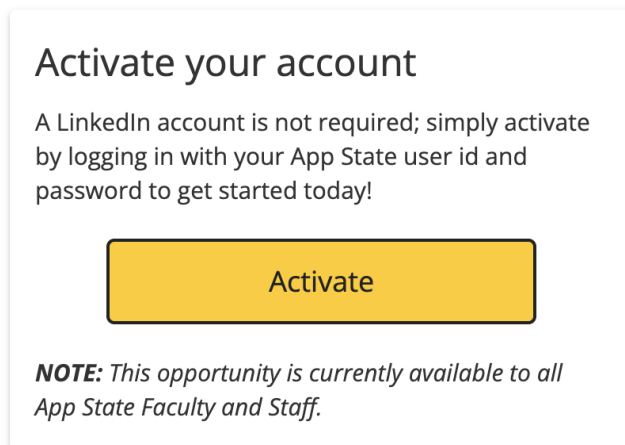
Not the correct organization? [Start over](#)

- d. Follow the prompts to complete sign-in -

The sign-in page for Appalachian State University. At the top is a dark header with the university's name and logo. Below the header, a message says 'Do not bookmark this page.' There are two input fields: 'login or email' and 'password'. Below these is a dark blue 'Sign in' button. At the bottom, there are three links: 'Change or reset your password', 'Enroll in two-factor authentication', and a help link with contact information: 'For help, visit IT Support Services or call 828-262-6266 8am-5pm Monday-Friday.'

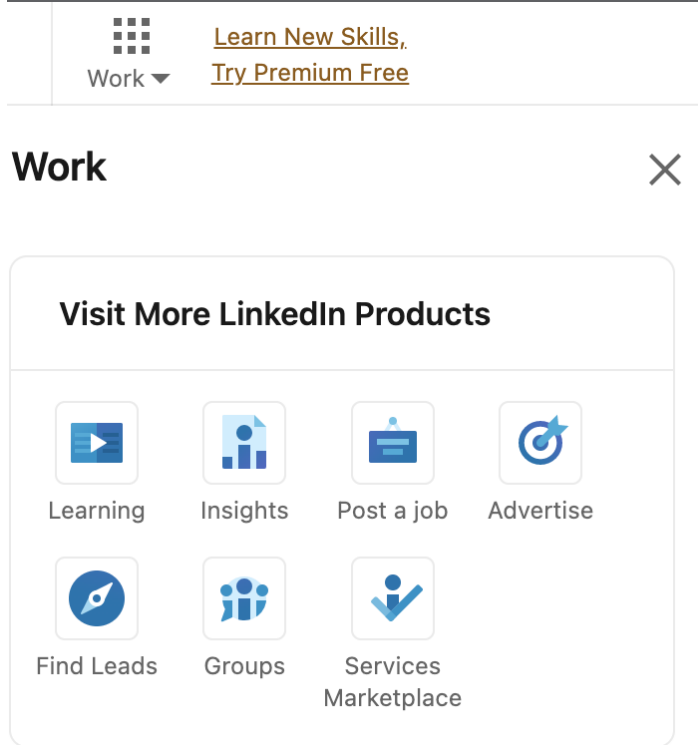


2. Access LinkedIn Learning via the activation link on the ITS website (<https://its.appstate.edu/linkedin-learning>).
 - a. The activate button does not activate a new account once one has been established, but it will prompt you to login.



- b. Click activate and follow the login prompts, same as c & d above.
3. If you choose to link your personal LinkedIn account with your LinkedIn Learning account, you can access Learning from your LinkedIn profile.
 - a. [Sign in to your LinkedIn profile](#)

- b. Click on the Work grid icon in the top right of the screen and click on Learning



4. Access LinkedIn Learning from the Mobile App.

- Download the LinkedIn Learning app for Apple ([App Store](#)) or Android ([Google Play](#)) devices.
- Enter your <mailto:username@appstate.edu>
- Follow additional instructions.

Helpful Links

- Use your LinkedIn account to [access LinkedIn Learning](#) (PDF)
- [Connecting your LinkedIn profile](#) with LinkedIn Learning (PDF)
- Key [benefits of connecting](#) your LinkedIn account (PDF)

Related Articles

- [Getting Started on LinkedIn Learning](#)
- [LinkedIn Learning](#)
- [LinkedIn Learning Articles](#)
- [LinkedIn Learning FAQ](#)
- [Setup an App State LinkedIn Learning account](#)

We value your feedback! Click [HERE](#) to suggest updates to an existing article, request a new article, or submit an idea.

[Search Knowledge Base](#)

[Submit a Service Request](#)