
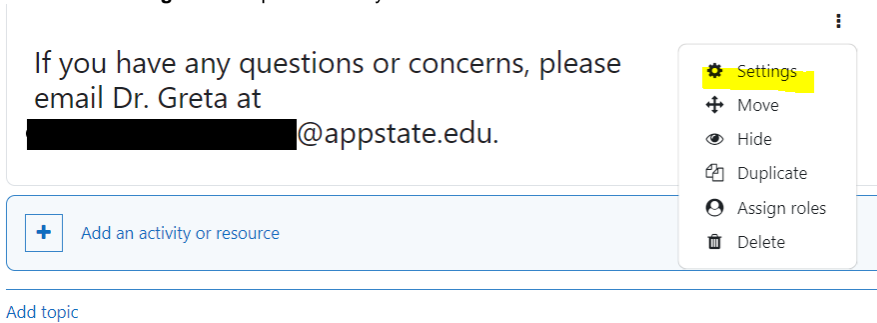


Brickfield Accessibility+ Toolkit Fix Link Text

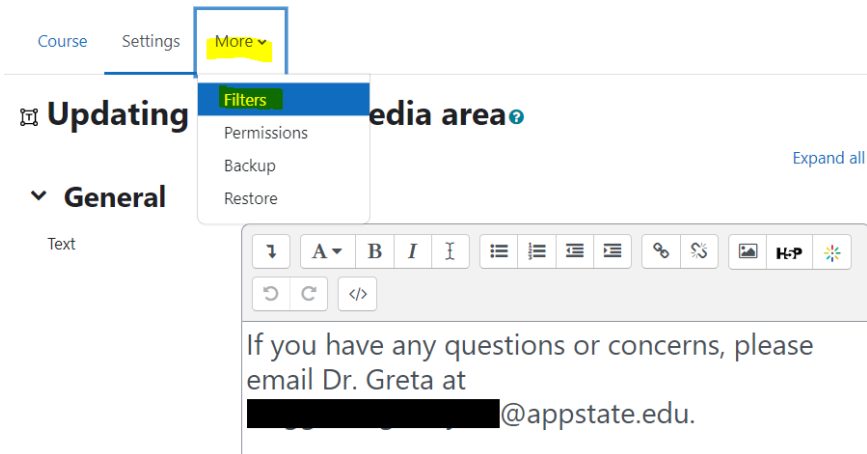
 The new accessibility toolkit will change links in the course to descriptive text. This change is helpful to make links accessible for all users, however if you want a link to display as you wrote it (i.e. for email links), you can turn off the Brickfield Convert URLs into links filter for the activity or resource individually. Note that if your email links are preceded by "mailto:" they will not be changed by the filter.

Step-by-step guide

1. Browse to the **Settings** for the specific activity or resource.



2. Access the **Filters**.



3. Set **Brickfield Convert URLs into links** filter to **Off**.



TeX notation	Default (On) ▾
MathJax	Default (On) ▾
Glossary auto-linking	Default (Off) ▾
Kaltura Media	Default (On) ▾
Brickfield Convert URLs into links	Off ▾

[Save changes](#)

[Back to Text and media area: If you have any questions or concerns, please email...](#)

4. **Save changes.**

Related Articles

- [Accessibility in AsULearn](#)
- [Accessibility Toolkit in AsULearn](#)
- [Accessing User Backups](#)
- [Alternative File Format Conversion Tool](#)
- [Assignment](#)
- [Assignment: Blind Grading](#)
- [Assignment: Configure & Grade Group Assignments](#)
- [Assignment: Grading Guide](#)
- [Assignment: Grading with Rubrics](#)
- [Assignment: Students' Attempts and Submissions](#)
- [AsULearn Announcements Forum](#)
- [AsULearn Faculty Support](#)
- [AsULearn Mobile App](#)
- [AsULearn-Syllabus Chatbot](#)
- [AsULearn: Edit Kaltura Media Closed Captions \(CC\)](#)
- [Attendance](#)
- [Blocks: Adding and Removing](#)
- [Blocks: Sharing Cart](#)
- [Brickfield Accessibility+ Toolkit](#)
- [Brickfield Accessibility+ Toolkit Block](#)
- [Brickfield Accessibility+ Toolkit Find Tools](#)
- [Brickfield Accessibility+ Toolkit Wizards](#)
- [Choice Tool](#)
- [Completion Tracking and Activity Completion](#)
- [Course Access and Retention](#)
- [Course format: Kickstart](#)
- [Course Formats in AsULearn Sites](#)
- [Course: Adding Topics or Sections](#)
- [Course: Backup & Download](#)
- [Course: Download Course Content](#)
- [Course: Fix Broken Page Display](#)
- [Course: Import](#)
- [Course: Restore from a Backup](#)
- [Course: View as Generic Student will see it](#)
- [Course: View as Specific Student will see it](#)
- [Course: Visibility](#)
- [Designing for the AsULearn Mobile App](#)
- [Discussion Forums](#)
- [Email Students in Your Class: Quickmail Block](#)
- [Getting Started with AsULearn 4 for Faculty](#)
- [Google File Embed](#)
- [Google share link for documents \(e.g., your Syllabus\)](#)
- [Gradebook](#)
- [Gradebook: Export](#)
- [Gradebook: Import Grades](#)
- [Gradebook: Simple Weighted Mean of Grades](#)
- [Gradebook: Single View tab for Overrides](#)
- [Gradebook: Sum Points \(Natural\)](#)
- [Gradebook: Visibility in AsULearn for students](#)
- [Gradebook: Weighted Mean of Grades \(Percentages\)](#)

We value your feedback! Click [HERE](#) to suggest updates to an existing article, request a new article, or submit an idea.

[Search Knowledge Base](#)

[Submit a Service Request](#)