

Assignment

There are many options for configuring assignments for AsULearn. This page will address some of the most common uses. Click the blue question marks on the screen for additional help.

A useful tip: If you wish for your students, until the cut-off date, to be able to submit an assignment, then keep working on it, and replace their submission with another, and another, up until the cut-off date, just set your dates and leave all the **Submission settings** at their defaults. By default, students can delete a submission and replace it up until the cut-off date with any special settings.


Step-by-step guide

1. From the course page, click on the **Edit mode** button (top right) to turn editing on.
2. Click the **Add an activity or resource** link at the bottom of any topic.
3. Select **Assignment**.
4. In the **General** section enter **Assignment name**; this is the link students will see.
5. Provide a description for the assignment.
6. Provide activity instructions for the assignment. These will only display once the students click **Add submission** (or **Begin assignment** if the assignment has a time limit.)
7. Set the Availability for the assignment ([see below](#)).
8. Set other options then click **Save and return to course** or **Save and display**. Click **Cancel** to abandon creating the assignment.

The following video provides an overview of the assignment tool settings.


Additional files

Upload any files for students to download related to the assignment.

 Click the blue question marks  on the screen for help with specific settings.

Availability


Assignment submission start date defaults to today with due date 7 days later. The **Enable** option must be checked for each date to be in effect.

 A time of 00:00 is midnight at the *beginning* of the date specified, which will be shown to students as 12:00 AM. Be sure to make this clear to your students: if you set a **Due date** for 1 September 2019 at 12:00 AM, then the assignment must be submitted by 31 August 2019 at 11:59:59 PM to be on time. The latest time you can set for the end of the day is 23:59 (11:59 PM).

Allow submissions from: Enable and enter the first day and time students can submit. The assignment can be seen by Students before this date. Use the **Availability** setting in [Common module settings](#) to show or hide an assignment on the main course page for Students.

Due date: Enable and enter the day and time when the assignment is due. Assignments edited or submitted after this time will be marked **Assignment submitted late** (in red).

Cut-off date: When enabled, the assignment cannot be **submitted or edited** after this date without an extension.

 **TIP**

If you do not accept late assignments, the **Cut-off date** is critical: it determines when the **Add submission**, **Edit submission**, and **Submit assignment** buttons in AsULearn go away for students for the assignment. Students are likely to request extensions; if you are likely to extend them, a time-saving strategy may be to disable the **Cut-off date** and simply rely on the red **Assignment submitted late** notice as you begin grading, rather than having to create extensions. Explain in the syllabus how you will handle late assignments. If no attempt is made to complete the assignment, after the **Due date** it will be marked **Assignment is overdue**. Note that with the absence of a **Cut-off date**, assignment submissions remain editable and deletable by students - even after the **Due date** and after they are **graded**.

Remind me to grade by: This setting is used to prioritize the notifications on the Teacher dashboard.

Time limit: You can enter a time limit for an assignment similar to a quiz. Once students click **Begin assignment**, a timer will start counting down. Students cannot pause or restart the timer. A time limit does not prevent students from submitting their assignment after the time has passed. They can still submit but their submission is marked as submitted after the time limit.

Submission types

One or both types of submission can be enabled.

Online text: Students are able to type rich text directly into an editor field in AsULearn for their submission. This might be a written assignment where formatting is not as important.

Word limit: Can be enabled when **Online text** is selected. Enter the maximum number of words for the submission.

File submission: Students upload one or more files as their submission. This might be an activity where students upload a Word or PDF file for the instructor to grade. Note that PDF files can be marked up within AsULearn (select **Annotate PDF** in the Feedback Types section), but other file types must be downloaded and viewed and edited in an associated application, then uploaded again to the student.

These options are enabled when **File submission** is selected.

Maximum number of uploaded files per student.

Maximum submission size for files per student.





Accepted file types: Specify what file types are allowed for the assignment submissions by entering file extensions; any file types are allowed if left blank.

Feedback types

By default, the ability to enter narrative **Feedback comments** and to upload separate **Feedback files** for the student to download are enabled:

Feedback types

Feedback types

☒ Feedback comments  ☐ Annotate PDF  ☐ Offline grading worksheet 
☒ Feedback files 

Comment inline 

No 

You may also enable the **Annotate PDF** feedback type if your assignment requires the submission of a PDF, and you wish to use this option to make annotations on the submissions, or if you just wish to preview them with the grading pane on the right while you make comments and/or grade. Enable the **Offline grading worksheet** feedback type if you wish to download and upload a worksheet with student grades when grading the assignment. enable this feedback method. When **Comment online** is set to **Yes**, submission text will be copied into the instructor's **Feedback comment** field when grading the assignment.

Submission settings

Require students click submit button: We encourage you to leave the default of No.

Require that students accept the submission statement: We encourage you to leave the default of No.

Attempts reopened: Determines how student submission attempts are reopened. The available options are:

- **Never.** Allows only one submission for the final grade: Students have until the **Due date/time** to submit their final version.
- **Manually.** Allows an additional attempt selectively: the Teacher can, in effect, return the assignment to a Student to be resubmitted by setting **Allow another attempt** to Yes at the bottom of the grading screen. The Student will see two buttons on the Assignment page: **Add a new attempt based on the previous submission** (the text and/or uploaded files from the previous attempt will be copied into the new attempt) and **Add a new attempt** (the text form will be blank and no files copied).
- **Automatically until pass.** When a Student's assignment is graded, if the grade is below the specified Assignment settings > Grade > **Grade to pass**, the **Add a new attempt** buttons are shown on the Assignment page for the Student.

Maximum attempts: Set the number of times a student can submit the assignment if **Attempts reopened** is not **Never**. This number is displayed on the Assignment page for Students along with the number of the current attempt, e.g., This is attempt 2 (4 attempts allowed).

Group submission settings

Set **Students submit in groups** to Yes to enable groups of students to submit an assignment for scoring. A group submission will be shared among group members and all members of the group will see each other's changes to the submission as well as your final grade on the assignment.

CAUTION!

*It is important to have all students in **Groups** set up prior to enabling this option. Students not assigned to a group would be put into a default group.*

Notifications

Notify graders about submissions: Set to No unless you want an email every time a student makes a submission.

Notify graders about late submissions: Set to Yes if you want to receive an alert about late submissions.

Default setting for "Notify students": Set the default for the **Notify students** checkbox on the grading form for this assignment.

Turnitin plagiarism plugin settings

AsULearn assignments have the [Turnitin Plagiarism Plugin](#) feature, which allows for originality reports to promote academic integrity. We encourage you to talk with students about originality and academic integrity, rather than using it simply as a "gotcha" feature, by displaying originality reports to students as they submit.

AsULearn also offers standalone [Turnitin assignments](#), which will give you access to all of the features of a Turnitin assignment, such as its unique grading interface. However, the advantage of using an AsULearn assignment with the Turnitin plugin enabled means you can use any groups you have set up within AsULearn. Standalone Turnitin assignments do not recognize your AsULearn groups, though they are integrated in AsULearn.

Grade

Specify the **Grade Type**, either Point with the **Maximum grade** score set below, or Scale with the **Scale** type selected below.

Set **Grading method** to **Simple direct grading**, or one of the advanced grading options: [Rubric](#) and [Grading guide](#). Click the question mark icons for more help with each option.

For additional assistance in setting up your assignment, please open a support request.

see [Assignment: Grading](#)

Common module settings

Availability: show or hide the assignment on the main course page for Students.

Options to make your assignment compatible with groups and grouping. More on how to set up Groups, [click here](#).

Restrict access

Use this feature to restrict access to the assignment for students based on Date, Grade, Group, Grouping, User profile.

Send content change notification

You can check this box to let course participants know that the assignment has been updated.

Related Articles

- [AsULearn Faculty Support](#)

[Search Knowledge Base](#)

[Submit a Service Request](#)

We value your feedback! Click [HERE](#) to suggest updates to an existing article, request a new article, or submit an idea.