

How to I process an Amazon return?

Problem

I need to return an item I purchased with Amazon

Solution

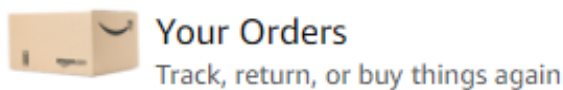
Returns are handled within the Amazon system. Once the return is approved you can request the release of an encumbrance through YoMart.

Amazon returns are handled the same as on the consumer side

1. Enter the Amazon punchout through YoMart
2. Click the **My Account** button at the top right-side of the page

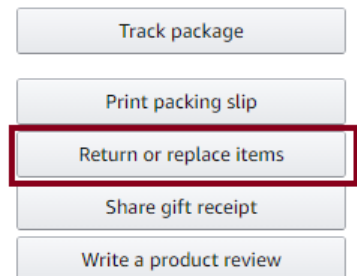
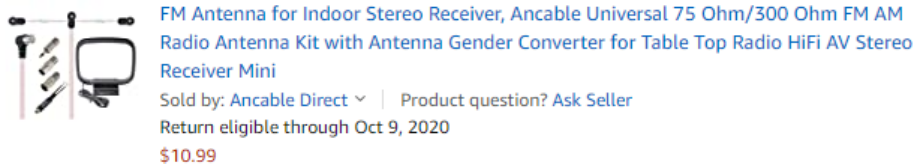


3. Click **Your Orders** and search for the item you want to return



4. Click **Return or Replace Items**

Delivered yesterday



5. Continue through the process to return or replace the item until Amazon has confirmed the return and provided you a shipping label
6. Put the item back into the box and apply the shipping label
7. Give item to the appropriate courier
8. Proceed to YoMart to [release your encumbrance](#)

Related Articles

- [All line items have been rejected for an Amazon order?](#)
- [Amazon FAQs](#)
- [How do I change my shipping address in Amazon?](#)
- [How do I get my encumbrance released?](#)
- [Purchases in YoMart and State Contracts](#)
- [What is the Ghost Card payment method?](#)
- [What's the policy on purchasing Gift Cards?](#)

[Search Knowledge Base](#)

[Submit a Service Request](#)

We value your feedback! Click [HERE](#) to suggest updates to an existing article, request a new article, or submit an idea.